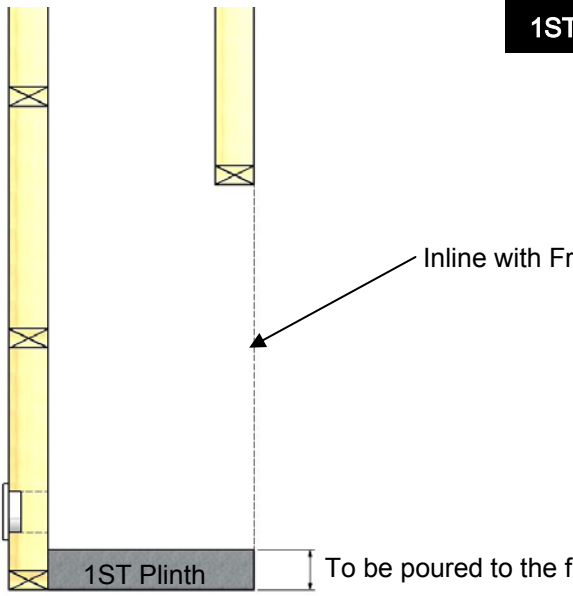


Suggested Method for Hearth & Plinth Details

1ST POUR THE PLINTH

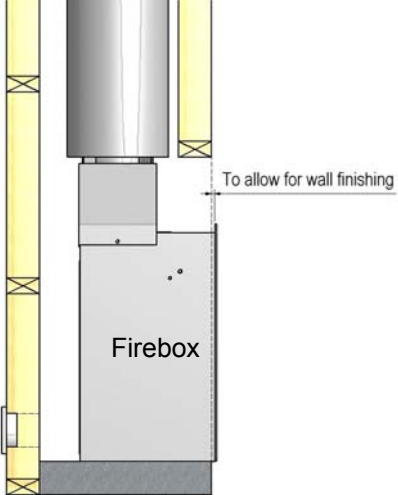


NOTE: Plinth & Hearth Material

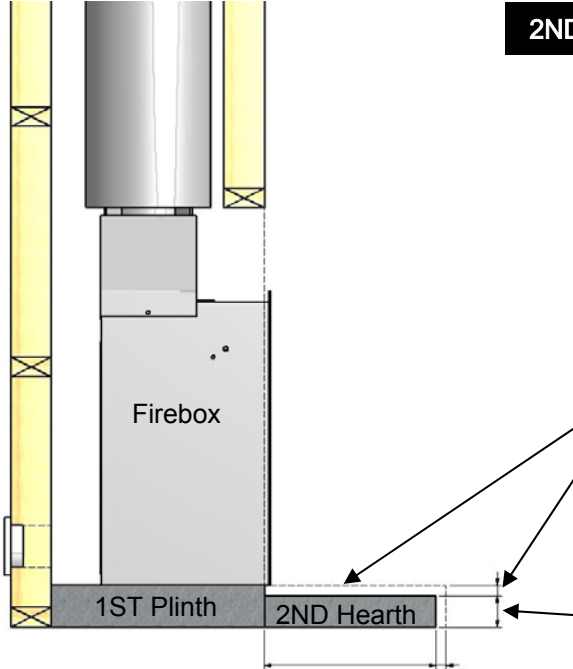
- May require insulation - (e.g. 75mm Hebel)
- Concrete Poured over concrete floor (e.g. 75mm Hebel)

INSTALL FIREBOX

NOTE:
See Install Specifications:
www.warmington.co.nz



2ND POUR THE HEARTH



NOTE:

- After Fire is installed
- Less Finishing on Hearth

NOTE:
Insulate Plinth & Hearth if Required see specifications